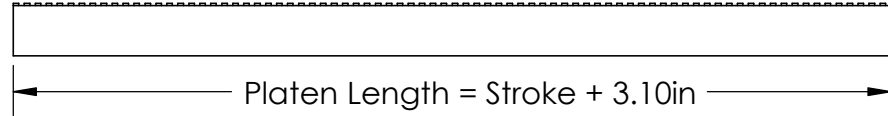
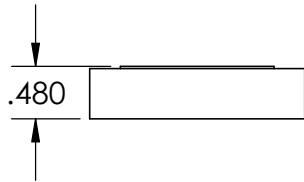

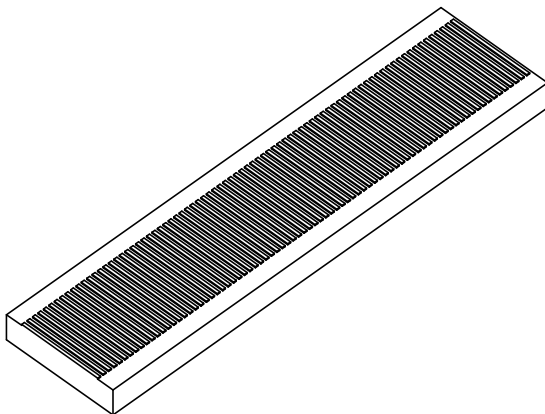
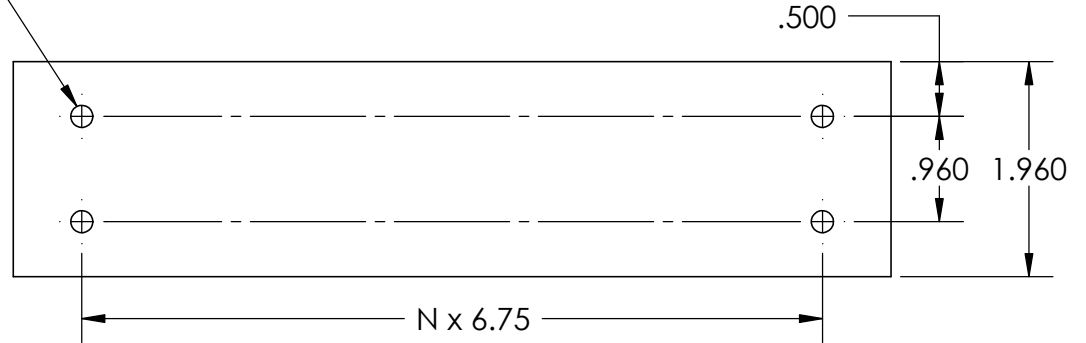


These drawings and specifications are the property of H2W Technologies, Inc. They are issued in confidence and shall not be reproduced, copied, or used without written permission from H2W Technologies, Inc. (www.h2wtech.com)

REVISION TABLE					
REV	ECN#	DESCRIPTION	REV BY	APPROVED	DATE
---	---	Original Drawing	SDC	MPW	3-10-15



10-32 x .20 Dp



XXX = Platen Length in inches

UNLESS SPECIFIED OTHERWISE: All dimensions are in inches Standard Tolerances are as follows .XXX ±.005 ANGLES ±1° .XX ±.010 FILLETS .010 .X ±.020 CORNERS .010 Remove All Burs and Sharp Edges	MATERIAL Steel		TITLE Single Axis Linear Stepper Motor Platen Model #:STP-20-XXX-R	
	FINISH Electroless Nickel		DWG # 10-0605	
DRAWN SDC	DATE 3-10-15	APPROVED MPW	DATE 3-10-15	SHEET 1 of 1



**H2W Technologies, Inc.**  
26380 Ferry Court Santa Clarita, CA 91350 USA  
Tel: (661) 291-1620 Fax: (661) 291-1626  
www.h2wtech.com